

30W DALI DT6 LED Dimmable Driver (Constant Current)

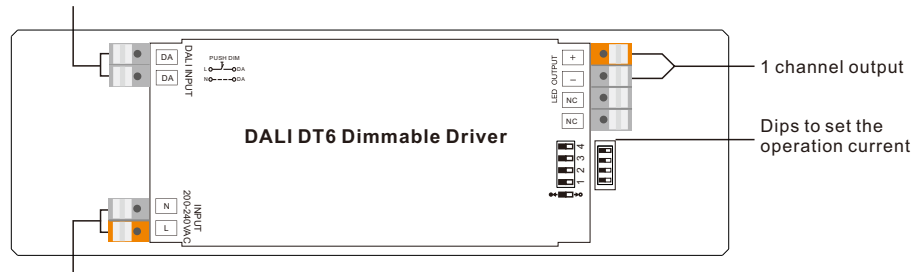
LED Controlled Device



Important: Read All Instructions Prior to Installation

Function introduction

DALI signal input



AC 200-240V input

Product Data

Output	Selectable Current	250mA	300mA	350mA	400mA	450mA	500mA	550mA	600mA
	DC Voltage Range	8-55V	8-55V	8-55V	8-55V	8-55V	8-55V	8-54V	8-50V
	Selectable Current	650mA	700mA	750mA	800mA	850mA	900mA	950mA	1000mA
	DC Voltage Range	8-46V	8-43V	8-40V	8-37V	8-35V	8-33V	8-31V	8-30V
	Rated Power	30W max.							
Input	Voltage Range	200-240V AC							
	Frequency Range	50/60Hz							
	Power Factor (Typ.)	> 0.9 @ 230VAC							
	Total Harmonic Distortion	THD ≤ 12% (@ full load / 230VAC)							
	Efficiency (Typ.)	83% @ 230VAC full load							
	AC Current (Typ.)	0.17A @ 230VAC							
	Inrush Current (Typ.)	COLD START 9.76A max. at 230VAC							
Control	Leakage Current	< 0.5mA /230VAC							
	Dimming Interface	DALI DT6 (DALI consumption<2mA)/ PUSH							
	Dimming Range	0.1%-100%							
	Dimming Method	Amplitude dimming (PWM dimming under 1%)							
Environment	Dimming Curve	Logarithmic/ Linear							
	Working Temp.	-20℃ ~ +45℃							
	Max. Case Temp.	85℃ (Ta="45℃")							
	Working Humidity	10% ~ 95% RH non-condensing							
	Storage Temp. & Humidity	-40℃ ~ +80℃, 10% ~ 95% RH							

Protection	Short Circuit	Yes, auto recovery after fault removed
	Over Voltage	Yes, auto recovery after fault removed
	Over Temperature	Yes, auto recovery after fault removed
Safety&EMC	Safety Standards	ENEC EN61347-1, EN61347-2-13 approved
	Withstand Voltage	I/P-O/P: 3.75KVAC
	EMC Emission	EN55015, EN61000-3-2, EN61000-3-3
	EMC Immunity	EN61547, EN61000-4-2,3,4,5,6,8,11, surge immunity Line-Line 1KV
Others	MTBF	189400H, MIL-HDBK-217F @ 230VAC at full load and 25℃ ambient temperature
	Dimension	170*53.4*28mm (L*W*H)

Dips to set the operation current										
	250mA	○	○	○	○	650mA	●	○	○	○
	300mA	○	○	○	●	700mA	●	○	○	●
	350mA	○	○	○	○	750mA	○	○	○	○
	400mA	○	○	○	●	800mA	●	○	○	○
	450mA	○	○	○	○	850mA	●	○	○	○
	500mA	○	○	○	●	900mA	●	○	○	○
	550mA	○	○	○	○	950mA	●	○	○	○
	600mA	○	○	○	●	1000mA	●	○	○	○

- Dimmable DALI DT6 LED driver
- In compliance with IEC 62386-101:2014, IEC 62386-102:2014, IEC 62386-207 Ed2
- Built-in DALI-2 interface, DALI DT6 device
- Hybrid dimming method, smooth and deep dimming to 0.1%, flicker free
- 1 channel constant current output, max. output power 30W
- Output current 250mA-1000mA selectable by dip switches
- Standby power consumption less than 0.5W
- Class 2 power supply, full isolated plastic case
- High power factor and efficiency
- DALI DT6 device to control ON/OFF , light intensity output via a single DALI address
- Compatible with universal DALI masters that support DT6 commands
- IP20 rating, suitable for indoor LED lighting applications
- 5 years warranty

Safety & Warnings

- DO NOT install with power applied to device.
- DO NOT set operation current with power applied to device.
- DO NOT expose the device to moisture.

Operation

1. DALI Address Assigned by DALI Masters

1 DALI address can be assigned by DALI Master controller automatically, please refer to user manuals of compatible DALI Masters for specific operations.

2. Power On Level

Power on level is a DALI parameter that defines the level of a control gear after power is restored. The factory default power on level for this driver is 100, which means the driver will be at 100% intensity when power is restored.

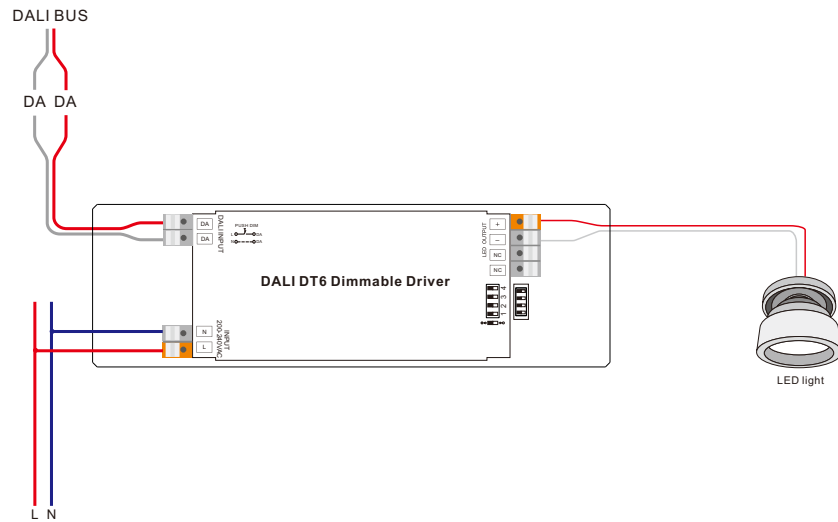
3.Push Dimmer Mode

While connected with a AC PUSH, it means Push Dimmer Mode, and operations under Push Dimmer Mode are as follows:

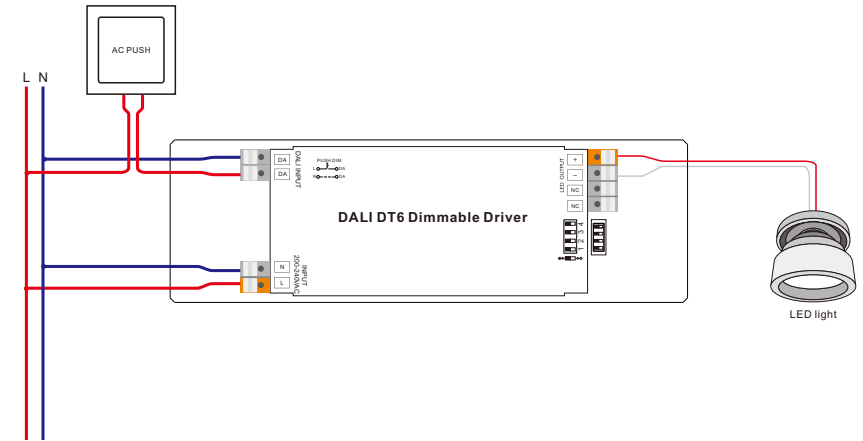
- 1.1. Click the button to switch ON/OFF
- 1.2. Press and hold down the button to increase or decrease light intensity to desired level and release it, then repeat the operation to adjust light intensity to opposite direction. The dimming range is from 0.1% to 100%.
- 1.3. Memory function after power off or power failure enables the device to memorize the status before power off while power on again.

Wiring Diagram

1.With DALI Bus



2.With PUSH Dimmer



Product Dimension

